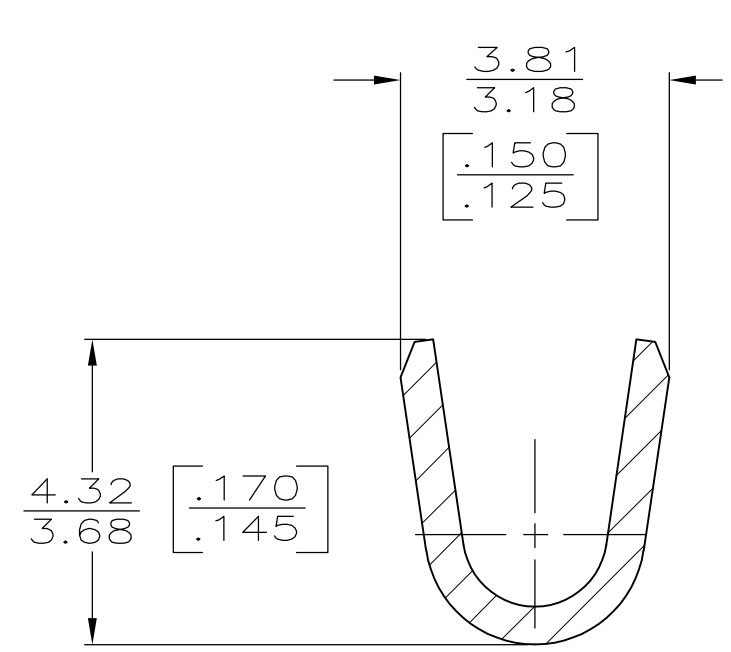
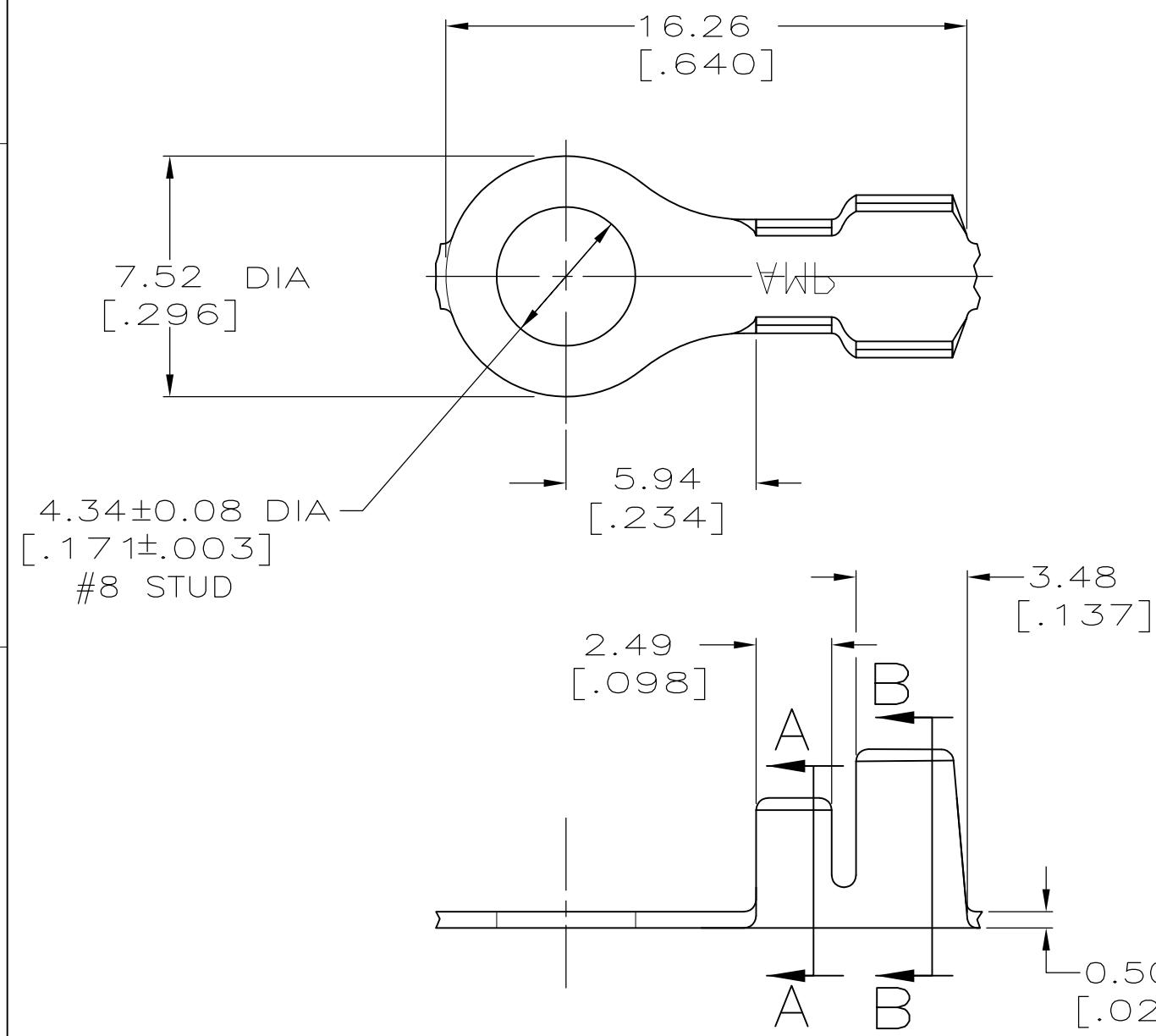


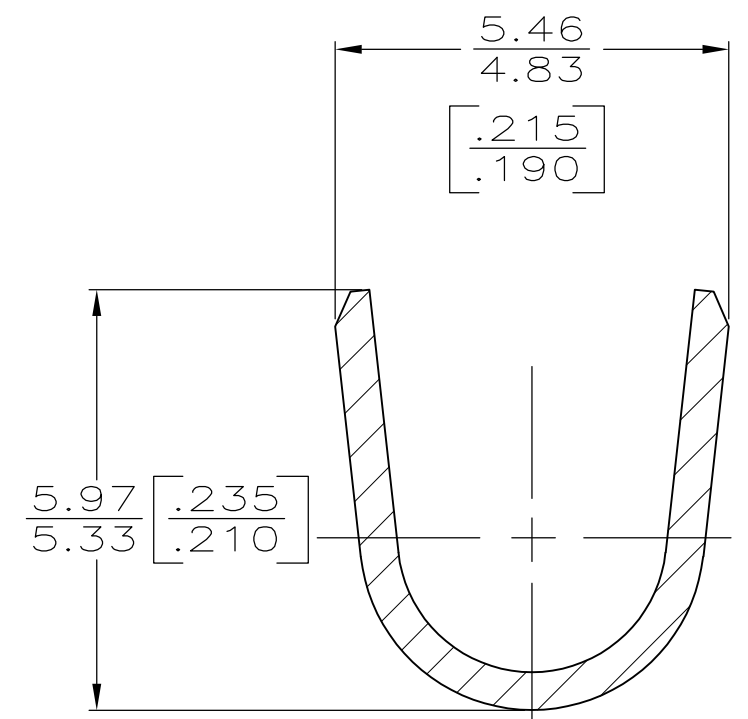
THIS DRAWING IS UNPUBLISHED. RELEASED FOR PUBLICATION
 © COPYRIGHT BY TYCO ELECTRONICS CORPORATION. ALL RIGHTS RESERVED.

LOC	DIST	REVISIONS					
AF	50	P	LTR	DESCRIPTION	DATE	DWN	APVD
		R		REVISED PER ECR-07-016121	12JUL07	HMR	DD

- 1 CONTINUOUS STRIP ON REEL.
- 2 0.002032 [.000080] MIN TIN PLATE.
- 3 0.00381 [.000150] MIN NICKEL PLATE.



SECTION A-A
SCALE 10:1



SECTION B-B
SCALE 10:1

3	T3 STEEL	3.05-4.32 DIA	[18-14] AWG	41332-1
2	082 BRASS	[.120-.170]		41332
FINISH	MATERIAL	INSULATION RANGE	WIRE RANGE	PART NO

F OR O	4.57 [.180]	4.06 [.160]	F	3.05 [.120]	1.96 [.077]	[14]
					1.73 [.068]	[16]
					1.60 [.063]	[18]
TYPE	WIDTH	STRIP LENGTH ±0.38 [±.015]	TYPE	WIDTH	±0.051 [±.002] HEIGHT	WIRE
INSUL BARREL CRIMP			WIRE BARREL CRIMP			

THIS DRAWING IS A CONTROLLED DOCUMENT.

DIMENSIONS: INCHES

TOLERANCES UNLESS OTHERWISE SPECIFIED:

0 PLC ± -
 1 PLC ± -
 2 PLC ± 0.25 [.010]
 3 PLC ± -
 4 PLC ± -
 ANGLES ± -

MATERIAL SEE TABLE

FINISH SEE TABLE

DWN P FORTNEY 7/22/91
 CHK MS FEHER 8/8/91
 APVD G YETTER 8/12/91

Tyco Electronics Corporation
 Harrisburg, Pa 17105-3608

NAME RING

SIZE A3 CAGE CODE 00779 DRAWING NO C-41332 RESTRICTED TO -

WEIGHT -

CUSTOMER DRAWING SCALE 5:1 SHEET 1 OF 1 REV R